

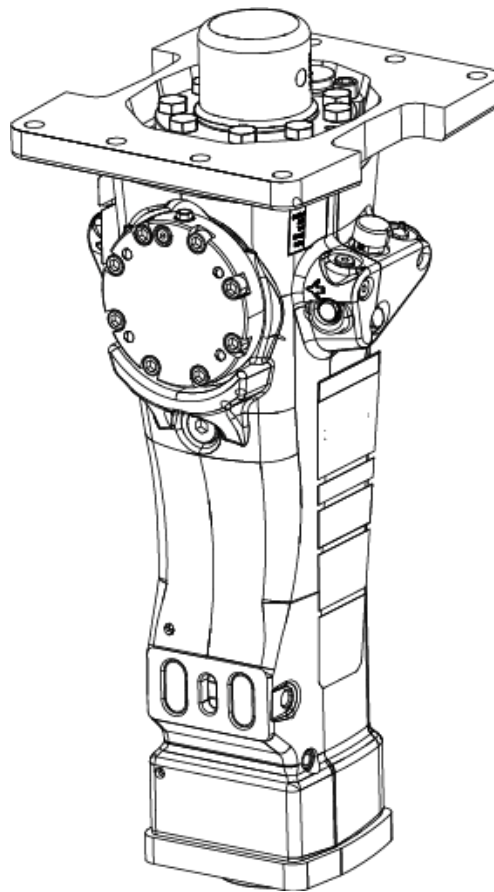
# SB 552T

---

## Spare parts list

### Hydraulic breakers

SB 552T s/n BES129967 –



# General information

This spare parts list applies to the following:

Part number	Description
8460030083	SB 552T

Use only authorized parts. Any damage or malfunction caused by the use of unauthorized parts is not covered by Warranty or Product Liability. Any unauthorized use or copying of the contents or any part thereof is prohibited. This applies in particular to trademarks, model denominations, part numbers, and drawings.

**Instructions for use**

This spare parts list contains no safety regulations and is merely intended to assist in the ordering of spare parts.  
For information about operating, servicing, or repairing, the relevant Safety and operating instructions must be consulted at all costs.  
Please observe the safety instructions listed in the relevant Safety and operating instructions!

**Service, repair, wear part kits**

Label kit ..... 1

Seal kit ..... 3

Lower hammer part kit .....5

Accumulator repair kit ..... 7

**Mechanical**

Hydraulic breaker ..... 9

Tightening torque ..... 12

Dimensions (mm) ..... 15

Assembly instruction ..... 16

**Options/accessories**

Optional parts - Bushing oversize, complete ..... 18

Optional parts - Restrictor completes ..... 21

Working Tools ClassicLine ..... 23

Optional equipment ..... 25

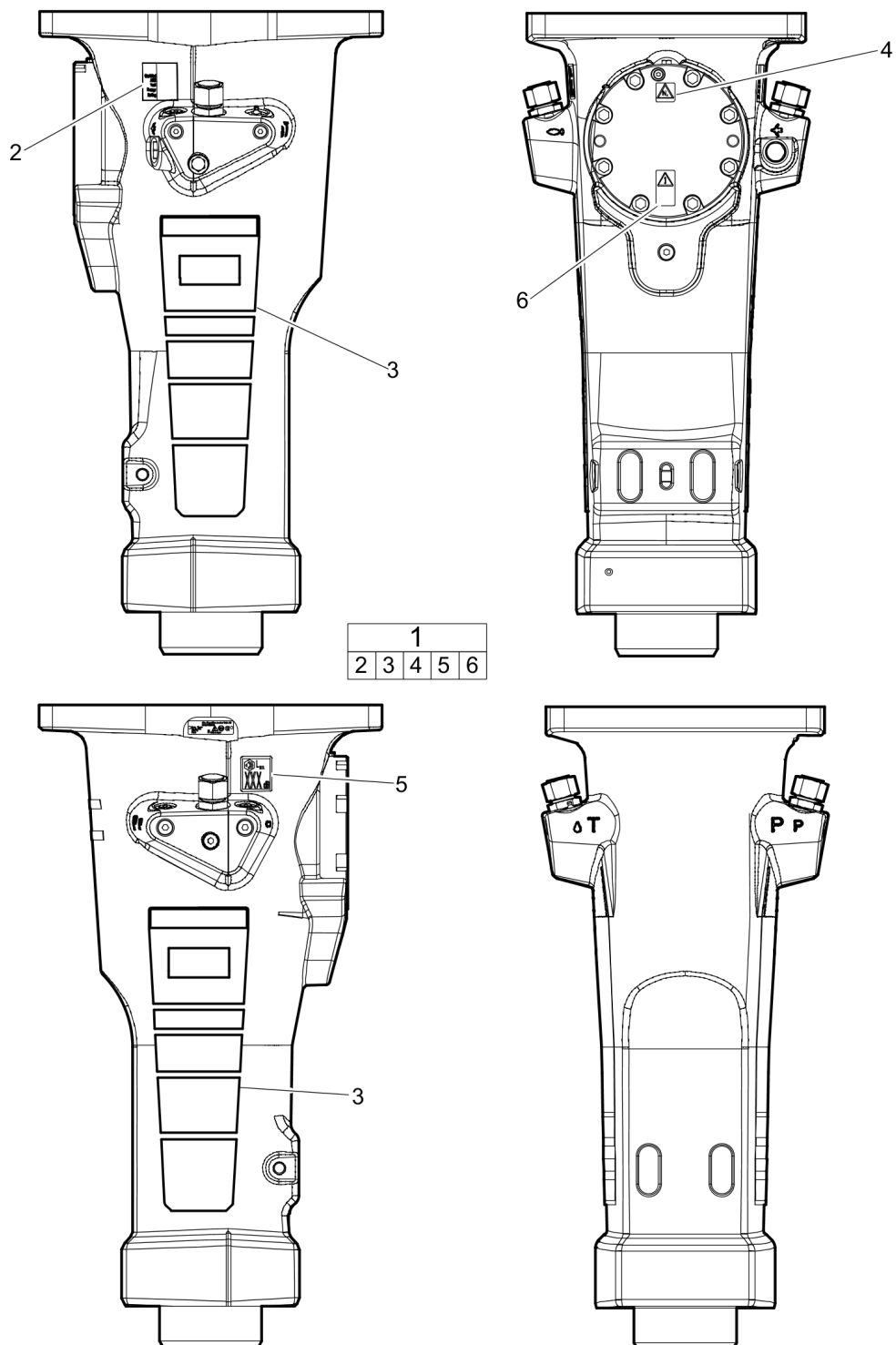
Hydraulic hoses ..... 27

**Annex**

Environmental Product Compliance - REACH Declaration .....29

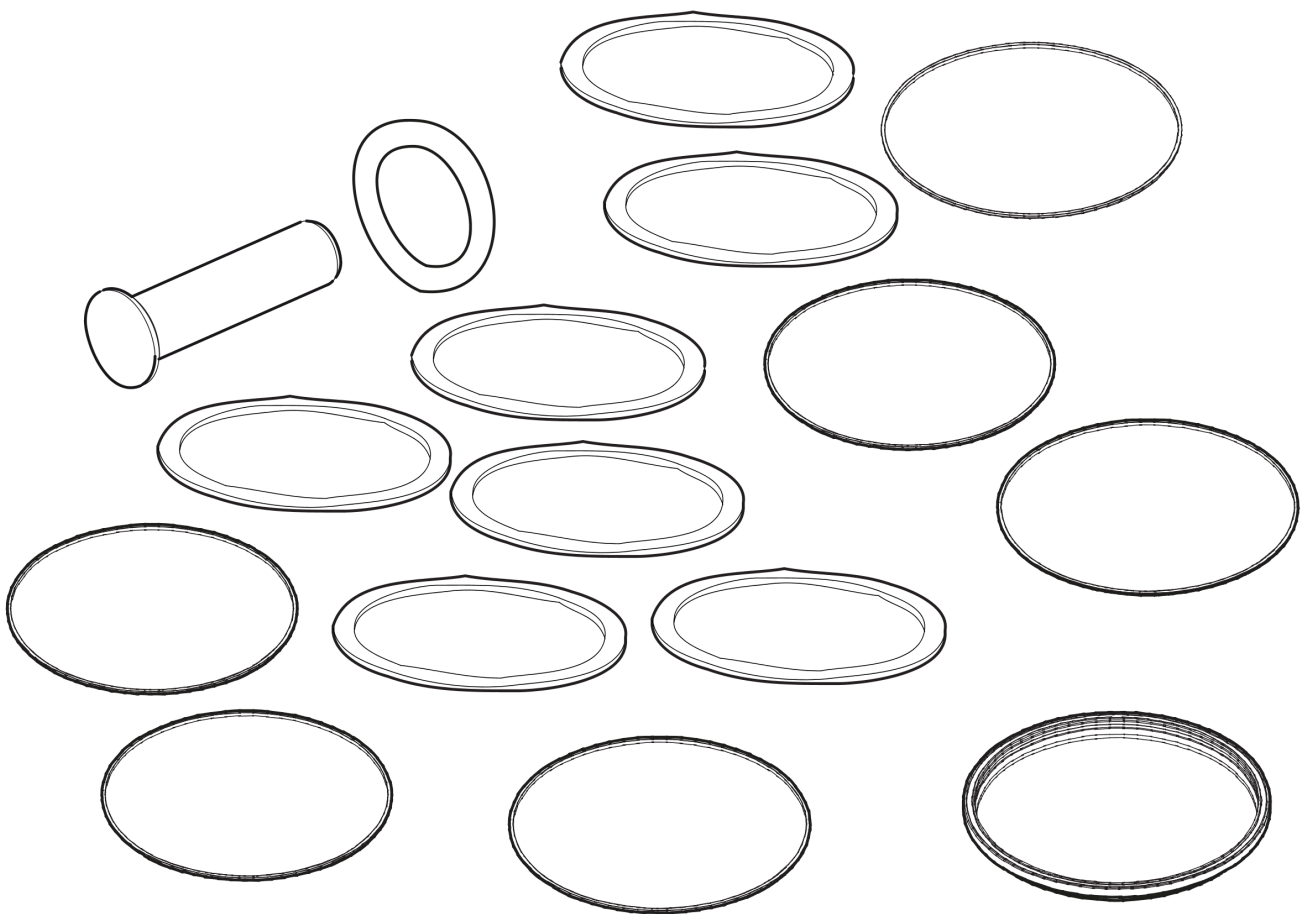


## Service, repair, wear part kits Label kit



Item	Part No.	Name	Qty	L
1	3315321590	Label kit	1	
2	--	AEM sign	1	
3	--	Product label "SB 552"	2	
4	--	Safety label	1	
5	--	Noise level label	1	
6	--	Safety label	1	

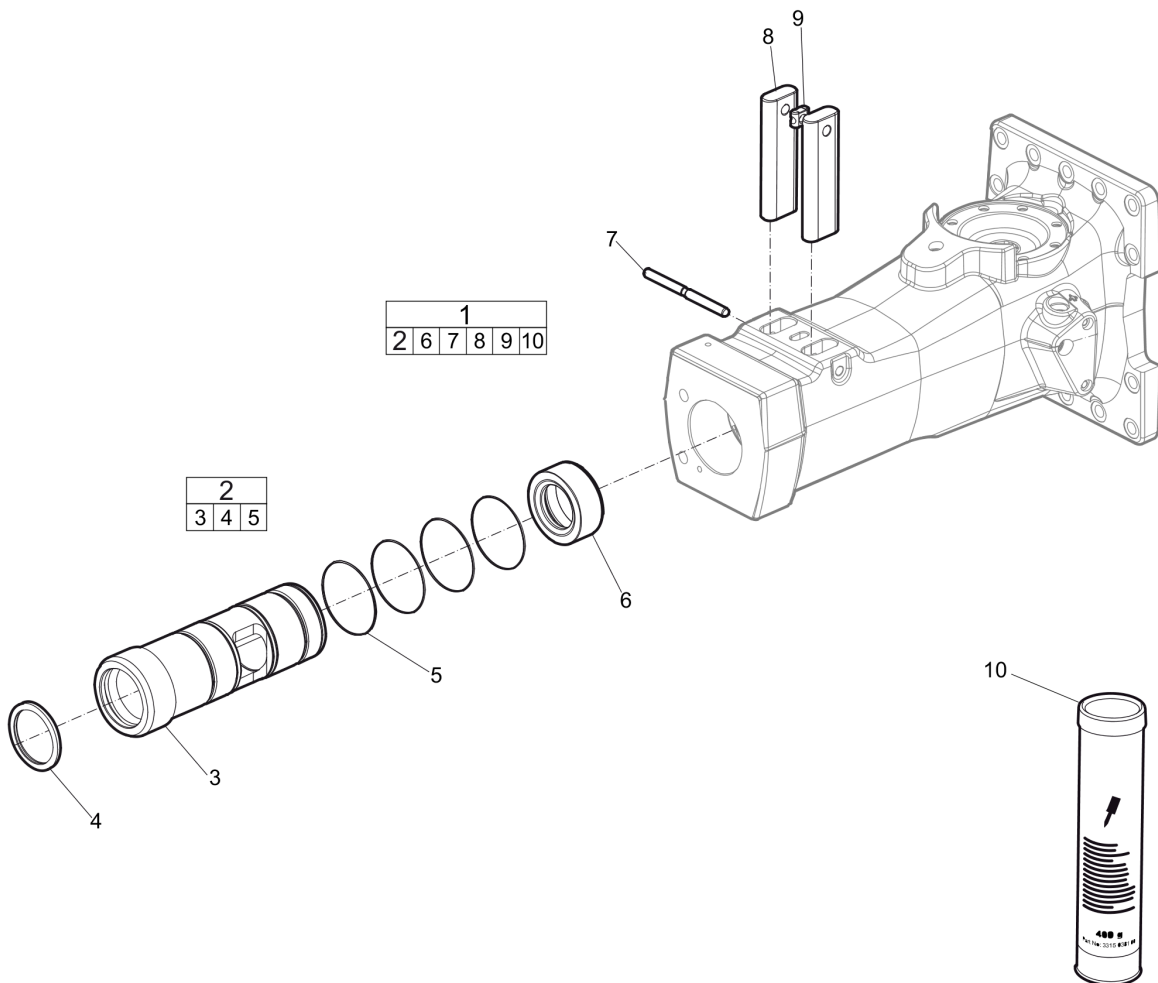
Service, repair, wear part kits Seal kit



Item	Part No.	Name	Qty	L
1	3315303690	Seal kit	1	
2	0663210823	O-ring, 119.5 x 3 mm, 4.70 x 0.12 in.	4	
3	0661100024	SEAL WASHER	1	
4	3115329002	SEAL RING	1	
5	0663212000	O-RING	1	
6	0663211400	O-RING	1	
7	0663212141	O-RING	2	
8	0663211491	O-ring, 47.29 x 2.62 mm Polyuretan, 1.86 x 0.10 in.	1	
9	0661200401	BACK-UP RING	1	
10	0663990026	Seal ring, 51.3 x 54.3 x 3 mm, 2.02 x 2.14 x 0.12 in.	2	
11	0664000005	Sealing ring, 29.70 x 35.70 x 1.50 mm, 1.17 x 1.41 x 0.06 in.	2	
12	0663211125	O-RING	2	
13	0665090014	SEAL RING	4	
14	3315336700	PLUG	1	
15	0665909965	Wiper	1	
16	0665070134	Piston rod seal	1	
17	0663990027	Beaseal, 159.4 x 162.3 x 3 mm, 6.28 x 6.39 x 0.12 in.	2	
18	0665211303	O-ring, 149.5 x 3 mm, 5.89 x 0.12 in.	7	
19	0665070133	Piston rod seal	1	
20	3315280800	VALVE RUBBER	1	
21	0663210421	O-RING	2	
22	0663211506	O-ring, 151.64 x 1.78 mm , 5.97 x 0.07 in. (70 shore)	1	
23	3315303000	Scraper ring	1	



## Service, repair, wear part kits Lower hammer part kit



Refer to the DocMine web page for most up-to-date information. The printed information might be outdated.

Tue Mar 02 09:13:55 UTC 2021

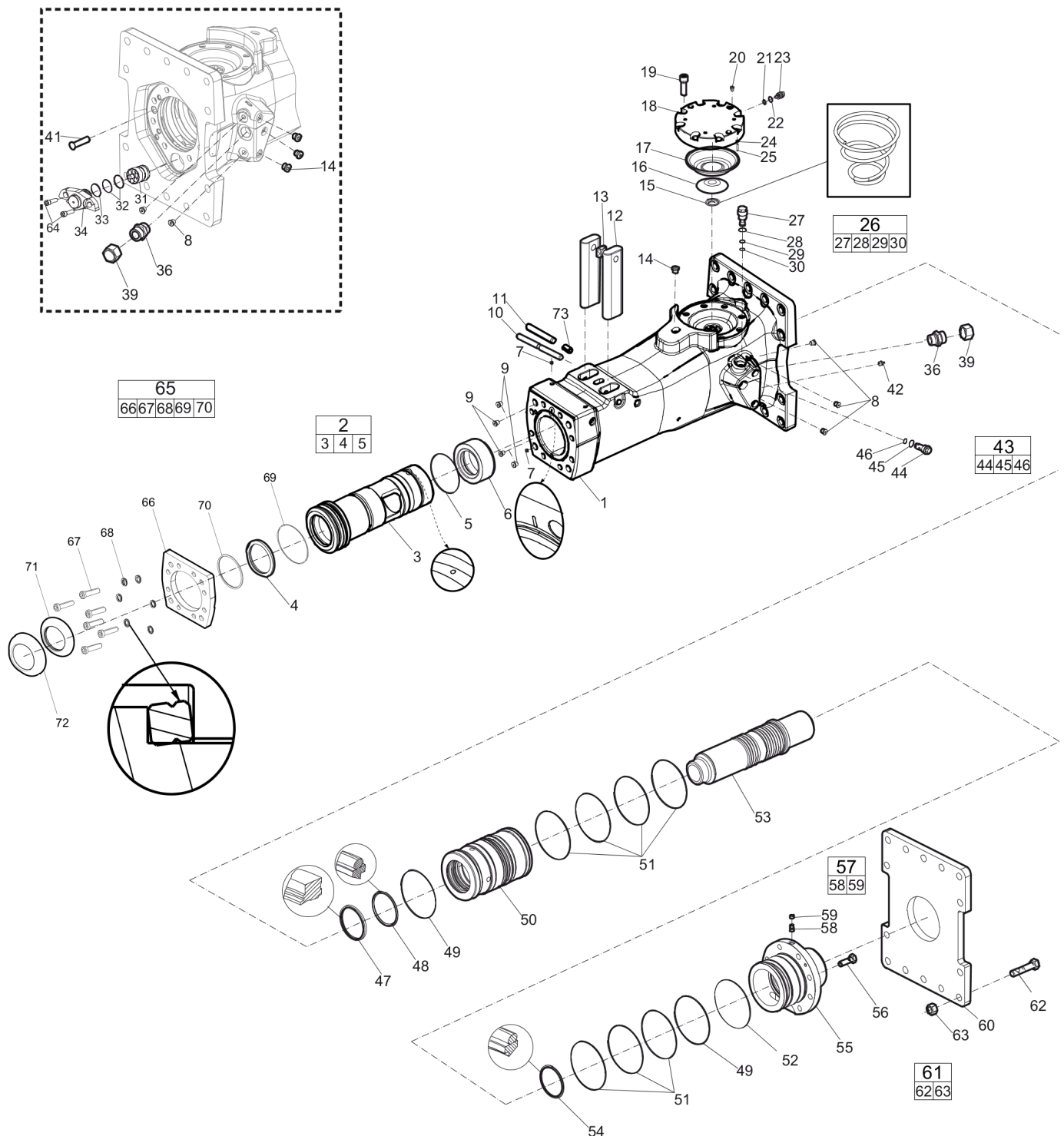
Item	Part No.	Name	Qty	L
1	3382070199	Lower hammer part kit	1	
2	3382070197	Bushing, complete	1	
3	---	Bushing	1	
4	3315303000	Scraper ring	1	
5	0663210823	O-ring, 119.5 x 3 mm, 4.70 x 0.12 in.	1	
6	3315302800	Stop ring	1	
7	3315319100	Lock pin	1	
8	3315305900	Tool retainer	2	
9	3315141900	LOCK BUFFER	1	
10	--	Chisel paste cartridge, 400 g	1	

Service, repair, wear part kits Accumulator repair kit

NO EXPLODED VIEW  
AVAILABLE  
FOR THIS BOM

Item	Part No.	Name	Qty	L
1	3315303190	Accumulator repair kit	1	
-	3315303500	COIL SPRING	1	
-	3315303201	Diaphragm support	1	
-	3315416300	Diaphragm	1	
-	0211196544	Hexagon socket screw M16 x 50 mm Screw with extra high fatigue strength.	8	
-	0686371805	PLUG	1	
-	3115329002	SEAL RING	1	
-	0663212000	O-RING	1	
-	3315366000	VALVE	1	
-	0101414000	PIN	1	
-	0663211400	O-RING	1	

## Mechanical Hydraulic breaker



Refer to the DocMine web page for most up-to-date information. The printed information might be outdated.

Tue Mar 02 09:13:56 UTC 2021

Item	Part No.	Name	Qty	L
1		Breaker body	1	
2	3382070197	Bushing, complete	1	
3		BUSHING	1	
4	3315303000	Scraper ring	1	
5	0663210823	O-ring, 119.5 x 3 mm, 4.70 x 0.12 in.	4	
6	3315302800	Stop ring	1	
7	0686100009	Plug, Ø10 mm, Ø0.39 in.	2	
9	3315395200	Water Nossle	4	
10	3315319110	Lock pin	1	
11	3315434900	Bushing pin	1	
12	3315442750	Tool retainer	2	
13	3315141900	LOCK BUFFER	1	
14	0686371801	PLUG	4	
15	3315303500	COIL SPRING	1	
16	3315303201	Diaphragm support	1	
17	3315416300	Diaphragm	1	
18	3315303100	Diaphragm cover	1	
19	0211196544	Hexagon socket screw M16 x 50 mm Screw with extra high fatigue strength.	8	
20	0686371805	PLUG	1	
21	3115329002	SEAL RING	1	
22	0663212000	O-RING	1	
23	3315366000	VALVE	1	
24	0663211400	O-RING	1	
25	0101414000	PIN	1	
26	3315365800	PRESS.REL.VALVE	1	A
27	-	Pressure relief valve	1	
28	0663212141	O-RING	1	
29	0663210421	O-RING	1	
30	0661200401	BACK-UP RING	1	
31	3315312100	Control valve	1	
32	0663990026	Seal ring, 51.3 x 54.3 x 3 mm, 2.02 x 2.14 x 0.12 in.	2	
33	0663211491	O-ring, 47.29 x 2.62 mm Polyuretan, 1.86 x 0.10 in.	1	
34	3315362820	Valve cover	1	
36	3176634800	NIPPLE	1	
39	3176542900	CAP	2	
41	3315336700	PLUG	1	
42	3360433774	Grease nipple	1	

Refer to the DocMine web page for most up-to-date information. The printed information might be outdated.

Tue Mar 02 09:13:56 UTC 2021

Item	Part No.	Name	Qty	L
43	3315369655	Restrictor standard, complete	1	
44	-	Restrictor, standard, Ø7.7 mm, Ø0.3 in.	1	
45	0663210421	O-RING	1	
46	0663212141	O-RING	1	
47	0665909965	Wiper	1	
48	0665070134	Piston rod seal	1	
49	0663990027	Beaseal, 159.4 x 162.3 x 3 mm, 6.28 x 6.39 x 0.12 in.	2	
50	3315302520	Liner	1	
51	0663211303	O-ring, 149.5 x 3 mm, 5.89 x 0.12 in.	7	
52	0663211506	O-ring, 151.64 x 1.78 mm , 5.97 x 0.07 in. (70 shore)	1	
53	3315442000	Piston	1	
54	0665070133	Piston rod seal	1	
55	3315303410	Back head	1	
56	0147155503	SCREW, HEX HEAD	8	
57	3315244881	CHECK VALVE	1	
58	-	CHECK VALVE	1	
59	3315280800	VALVE RUBBER	1	
60	3315307700	Base plate	1	
61	3315323990	Bolt kit	1	
62	-	SCREW	14	
63	-	Nut, M20	14	
64	0211110495	M20x80	2	
65	3382070198	Wear plate, complete	1	
66		Wear plate	1	
67	3315431101	Hexagon socket screw	8	
68	0333520027	Lock washer	8	
69	0663210658	O-RING	1	
70	0663212007	O-ring	1	
71	3315440404	Dust cover	1	
72	3315440403	Front shield	1	
73	0108110322	Spring pin	1	

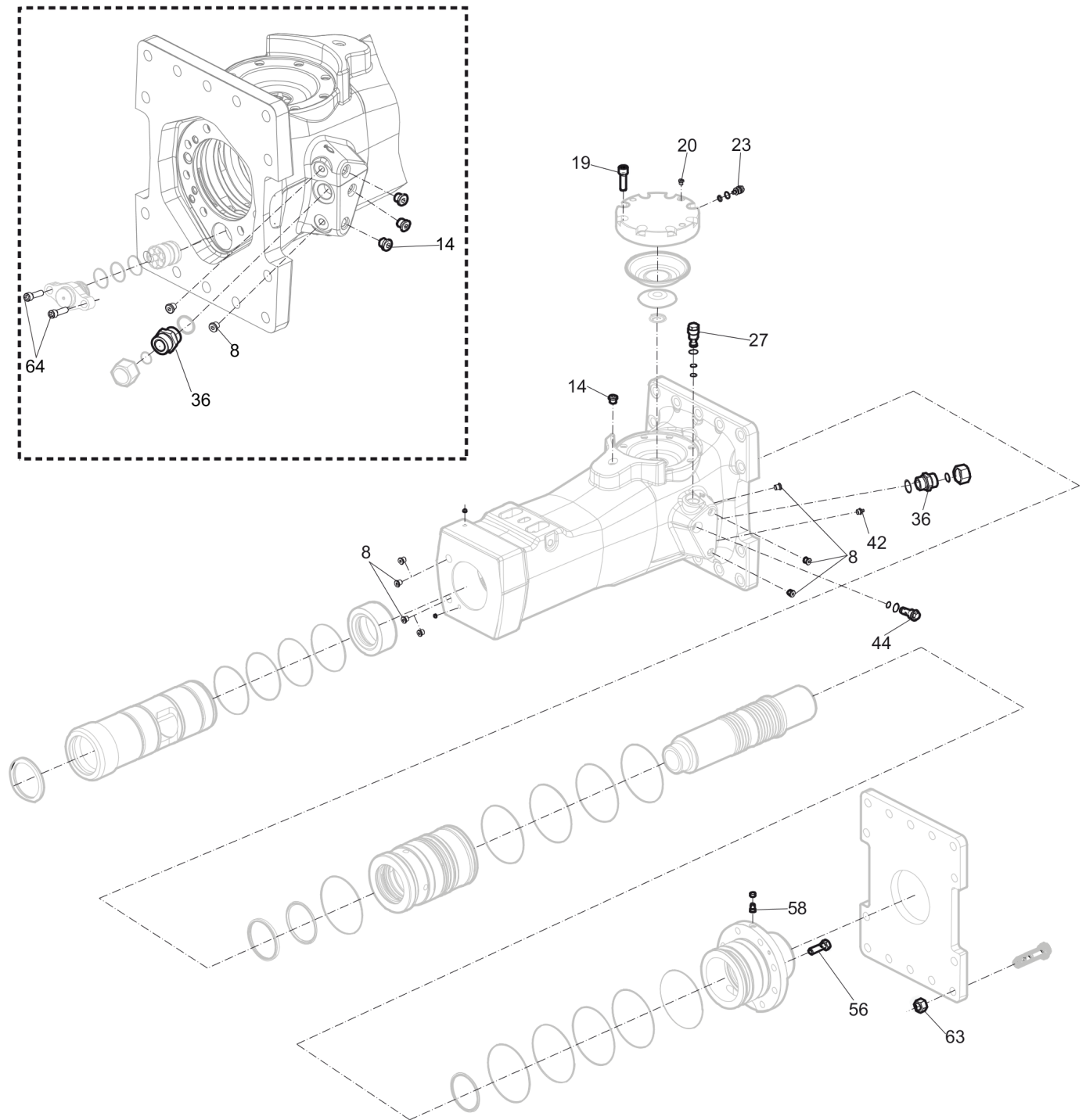
Comments for Page: Hydraulic breaker

A | CAS No. see chapter "Environmental Product Compliance - REACH Declaration"

This page intentionally left blank

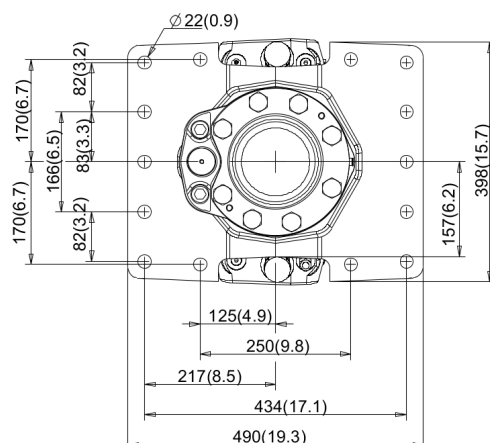
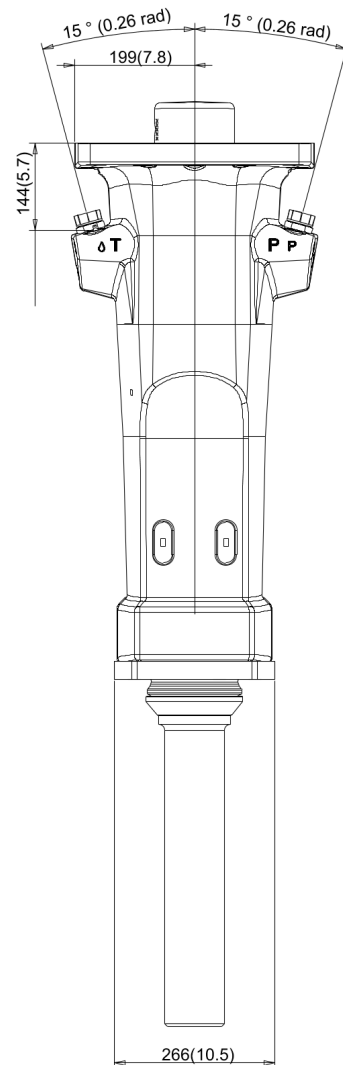
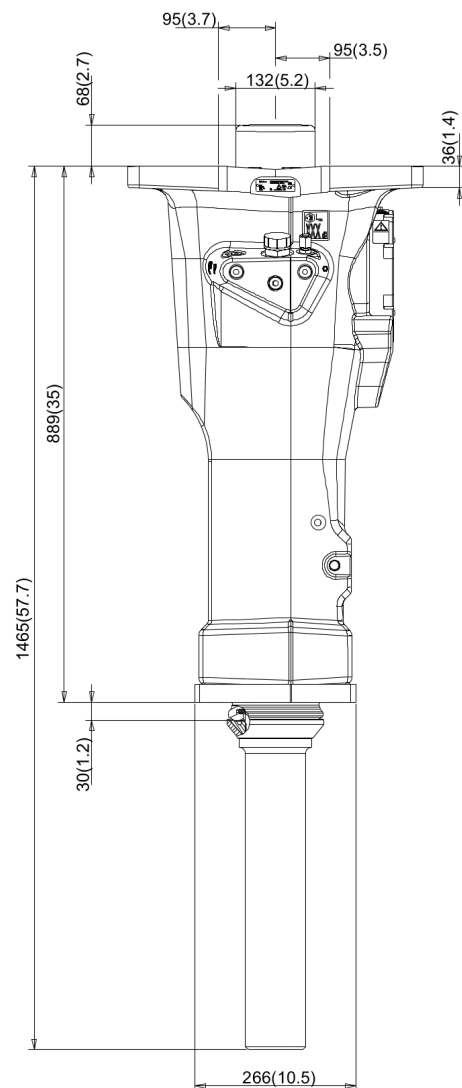


## Mechanical Tightening torque



Item	Part No.	Name	Qty	L
8	-	Plug - 30 Nm, use LOCTITE® 243™	-	
14	-	Plug - 80 Nm, use LOCTITE® 243™	-	
19	-	Hexagon socket screw - 300 Nm, use Molykote®	-	
20	-	Plug - 20 Nm	-	
23	-	Charge valve - 27 Nm	-	
27	-	Pressure relief valve - 80 Nm	-	
36	-	Nipple - 315 Nm	-	
42	-	Grease nipple - 30 Nm	-	
44	-	Restrictor, standard - 80 Nm	-	
56	-	Hexagon head screw - 315 Nm, use Molykote®	-	
58	-	Check valve - 30 Nm, use LOCTITE® 243™	-	
63	-	Nut - 400 Nm, use Molykote®	-	
64	-	Screw - 615 Nm, use Molykote®	-	

## Mechanical Dimensions (mm)

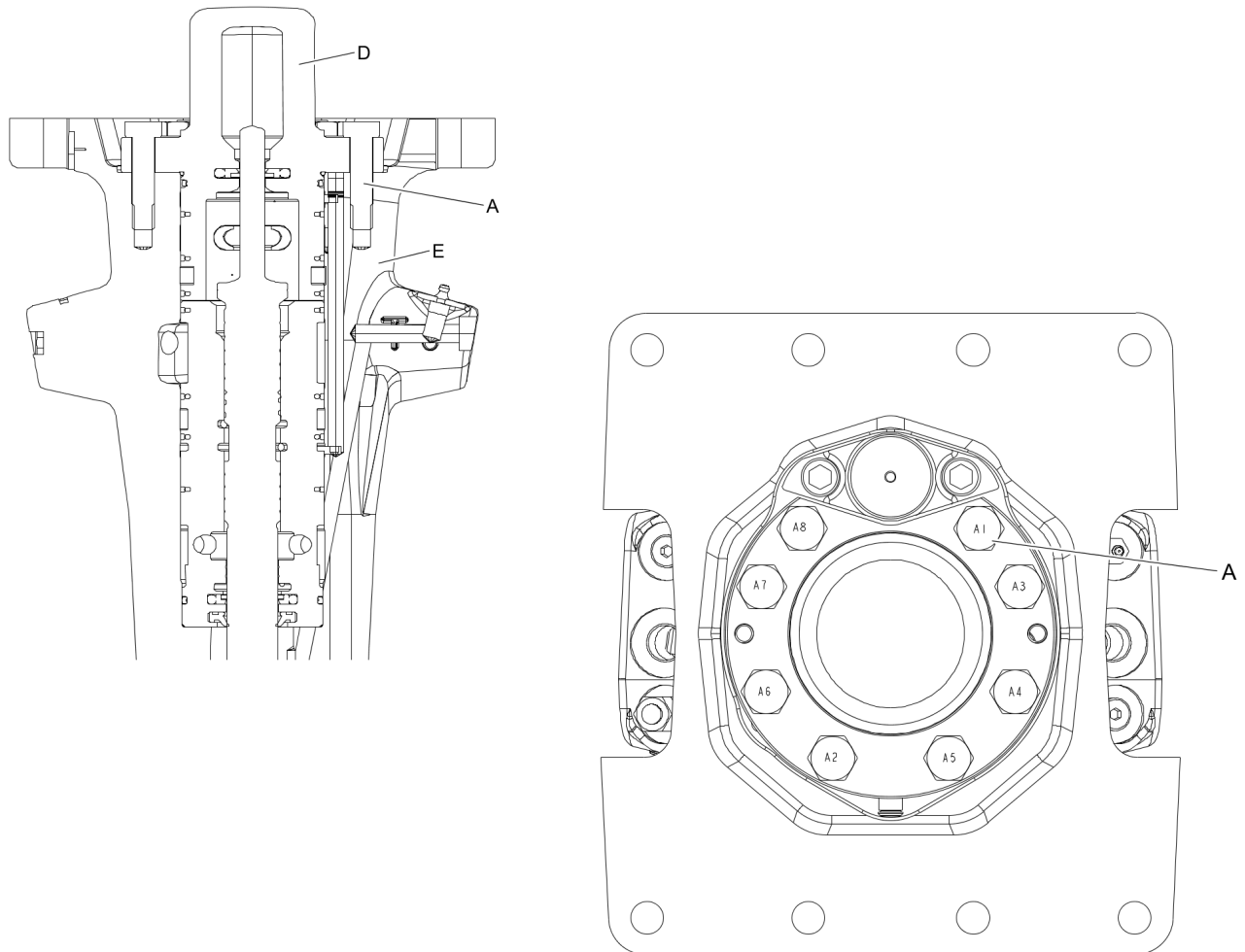


Refer to the DocMine web page for most up-to-date information. The printed information might be outdated.

Tue Mar 02 09:13:57 UTC 2021

This page intentionally left blank

## Mechanical Assembly instruction



1. Press the back head (D) down on the hammer body(E).
2. Grease the screws (A) with Molykote® 1000 (Molykote is a registered trademark of Dow Corning Corporation), and manually fit them on the back head (D)
3. Torque the screws (A) in the order from A1 to A8 in two steps.

NOTICE Always start by fitting screws by hands.

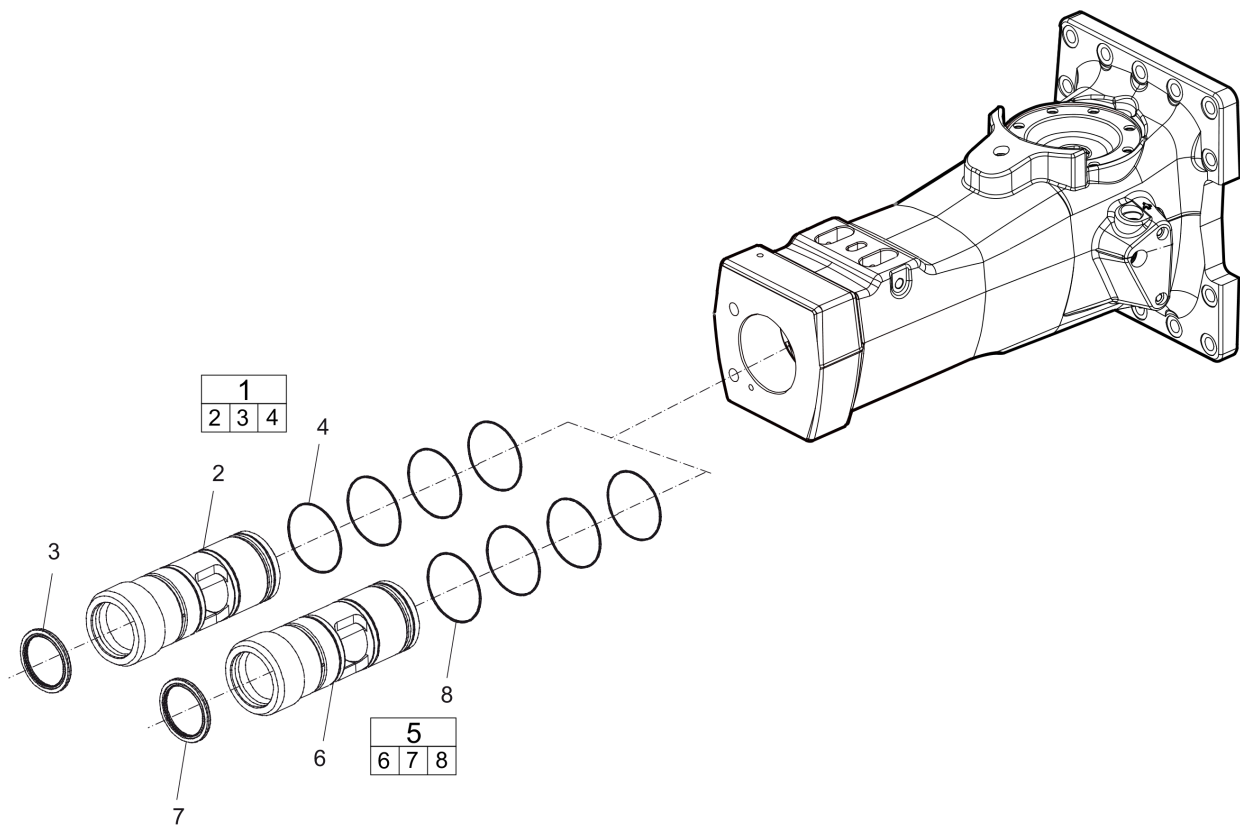
NOTICE Tighten in two stages.

Step 1: 60 Nm

Step 2: 200 Nm

This page intentionally left blank

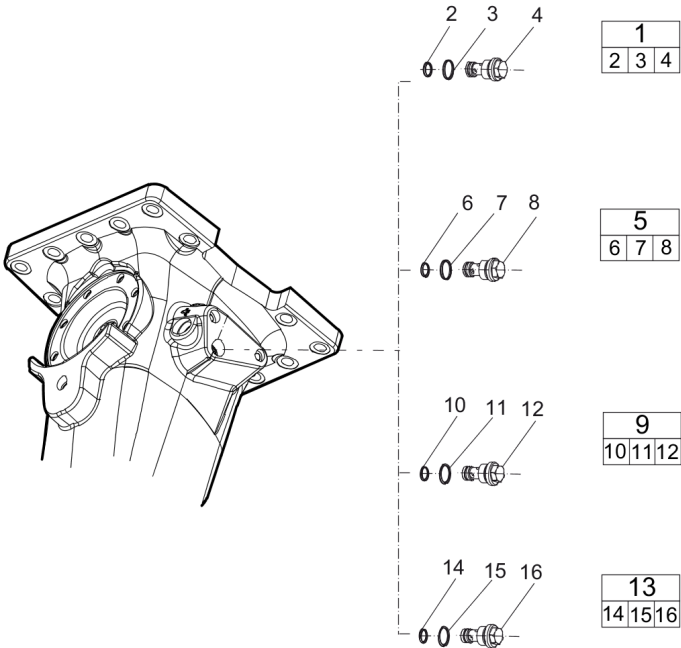
## Options/accessories Optional parts - Bushing oversize, complete



Item	Part No.	Name	Qty	L
1	3382070200	Bushing oversize, complete	1	
2	--	Bushing, Ø 135.5 mm, Ø 5.33 in.	1	
3	3315303000	Scraper ring	1	
4	0663210823	O-ring, 119.5 x 3 mm, 4.70 x 0.12 in.	4	
5	3382070201	Bushing oversize, complete	1	
6	--	Bushing, Ø 137 mm, Ø 5.39 in.	1	
7	3315303000	Scraper ring	1	
8	0663210823	O-ring, 119.5 x 3 mm, 4.70 x 0.12 in.	4	

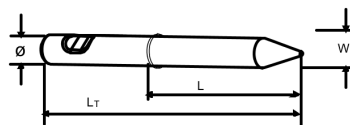
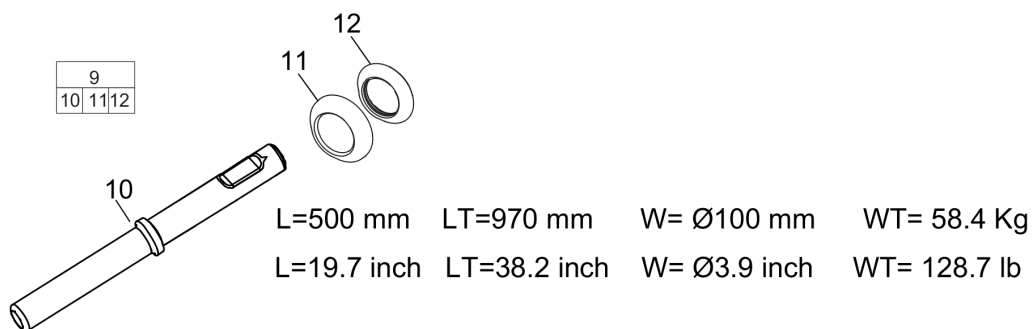
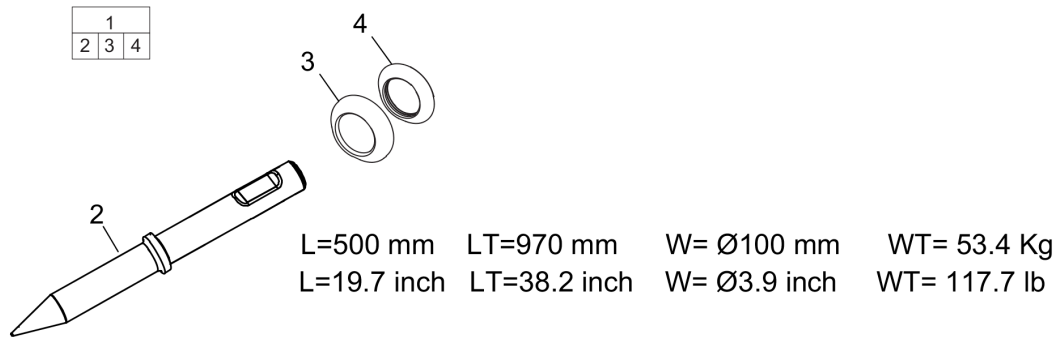


Options/accessories    Optional parts - Restrictor completes



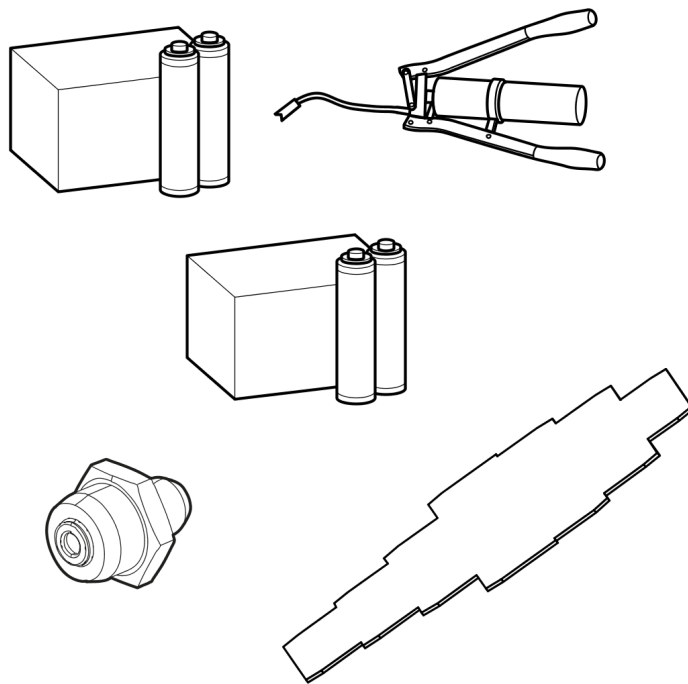
Item	Part No.	Name	Qty	L
1	3315369635	Restrictor, complete	1	
2	0663210421	O-RING	1	
3	0663212141	O-RING	1	
4		Restrictor	1	
5	3315369645	Restrictor, complete	1	
6	0663210421	O-RING	1	
7	0663212141	O-RING	1	
8		Restrictor	1	
9	3315369655	Restrictor standard, complete	1	
10	9125621100	O-RING	1	
11	0663210421	O-RING	1	
12		Restrictor (7.7 mm 0.30 in.)	1	
13	3315369691	Restrictor, complete	1	
14	0663210421	O-RING	1	
15	9125621100	O-RING	1	
16		Restrictor(9.1 mm 0.36 in.)	1	

## Options/accessories Working Tools ClassicLine



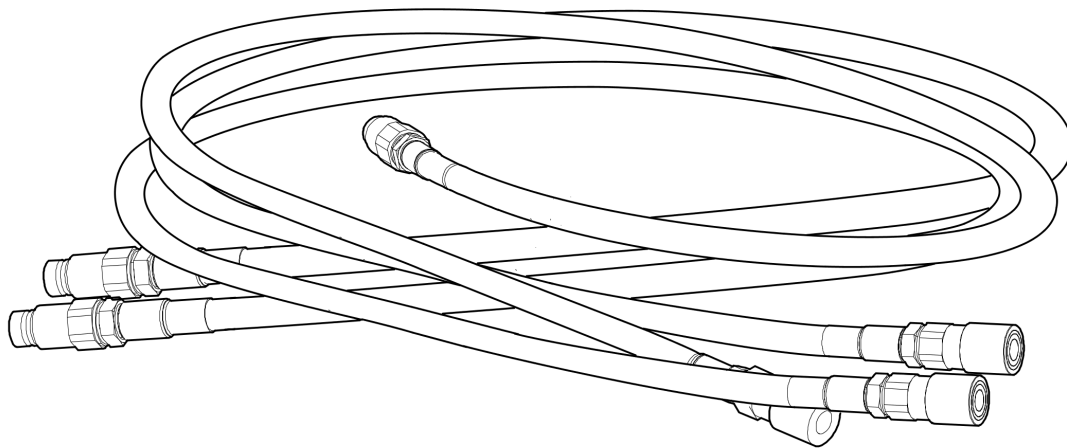
Item	Part No.	Name	Qty	L
1	3083342710	Moil point Tunnel Kit	1	
2		Moil point	1	
3	3315440403	Front shield	1	
4	3315440404	Dust cover	1	
5	3083342711	Chisel cross Tunnel Kit	1	
6		Chisel cross	1	
7	3315440403	Front shield	1	
8	3315440404	Dust cover	1	
9	3083342712	Blunt tool Tunnel Kit	1	
10		Blunt tool	1	
11	3315440403	Front shield	1	
12	3315440404	Dust cover	1	

## Options/accessories Optional equipment



Item	Part No.	Name	Qty	L
-	3363067123	Automatic lubrication system	1	
-	0909107100	LUBRICAT.GUN	1	
-	3363122355	BIO Chisel paste cartridge for grease gun, 12 x 400 g (0.88 lbs)	1	
-	3363122357	BIO Chisel paste container (15 kg)	1	
-	3363122358	BIO Chisel paste container (45 kg)	1	
-	3360920415	Filling device for accumulator	1	
-	3363094459	Nipple, for charging the accumulator	1	
-	3361329803	Filling hose for charging the accumulator	1	
-	3315353100	Bushing wear controller	1	

## Options/accessories Hydraulic hoses



Item	Part No.	Name	Qty	L
-	3360332294	Hydraulic hose, I.D. 20 (0.79 in.), both ends M36 x 2 mm conical seal 24°, length 2,300 mm (90.5 in.)	2	
-	3363085947	Hydraulic hose, I.D. 20 (0.79 in.), both ends M36 x 2 mm conical seal 24°, length 2,800 mm (110.2 in.)	2	
-	3363094964	Additional fitting kit (needed to fit two hoses to the hydraulic breaker)	1	



Annex Environmental Product Compliance - REACH Declaration

NO EXPLODED VIEW  
AVAILABLE  
FOR THIS BOM

Item	Part No.	Name	Qty	L
26	-	Pressure relief valve, complete, Part No. 3315365800 - CAS No. 7439-92-1	-	

Comments for Page: Environmental Product Compliance - REACH Declaration

EU REACH Candidate List substances present in product listed above.



Any unauthorized use or copying of the contents or any part thereof is prohibited.  
This applies in particular to trademarks, model denominations, part numbers, and drawings.